



ITAC Proposal Preparation

Dr. Islam A. Eshrah

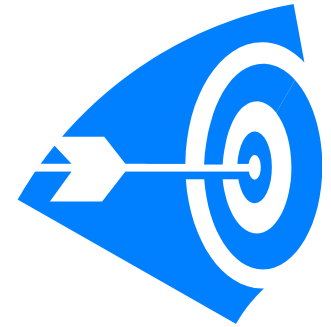
Outline

- Before Writing the Proposal ...
- New Rules Starting Round 10
- Proposal Preparation
- Enhancing the Proposal

Before Writing the Proposal ... Check the Scope

- *ITIDA Fellowship Scope:*

- The output should have a **strong potential** to yield a product of interest to the ICT sector.
- The output should add to the **pool of knowledge** of the state-of-the-art of the ICT discipline.



- *Advanced Research Project Scope:*

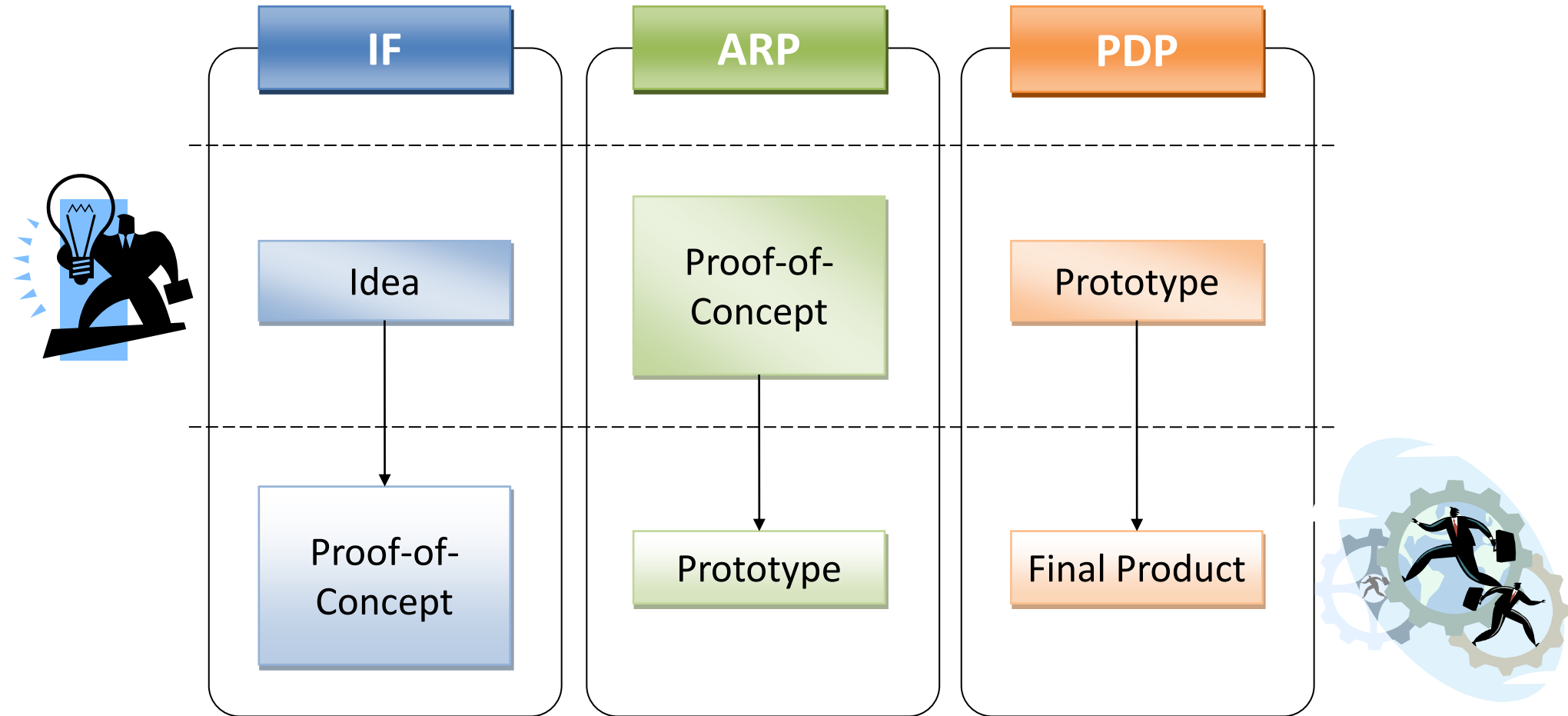
- The output should be a **prototype** of a product of interest to the ICT community.

- *Product Development Project Scope:*

- The output should be a **product** of interest to the ICT community, marketed by the end of the project.

Before Writing the Proposal ...

Starting and Ending Points



Before Writing the Proposal ...

Defining the Starting and Ending Points

Proof-of-Concept

Solid work published by the applicants in a journal, a patent owned by the applicants, or promising preliminary results of the proposed research or methodology.

Prototype

A working but not necessarily complete product. It may still need additional research for improving its output, miss some features, or need customization for specific applications.

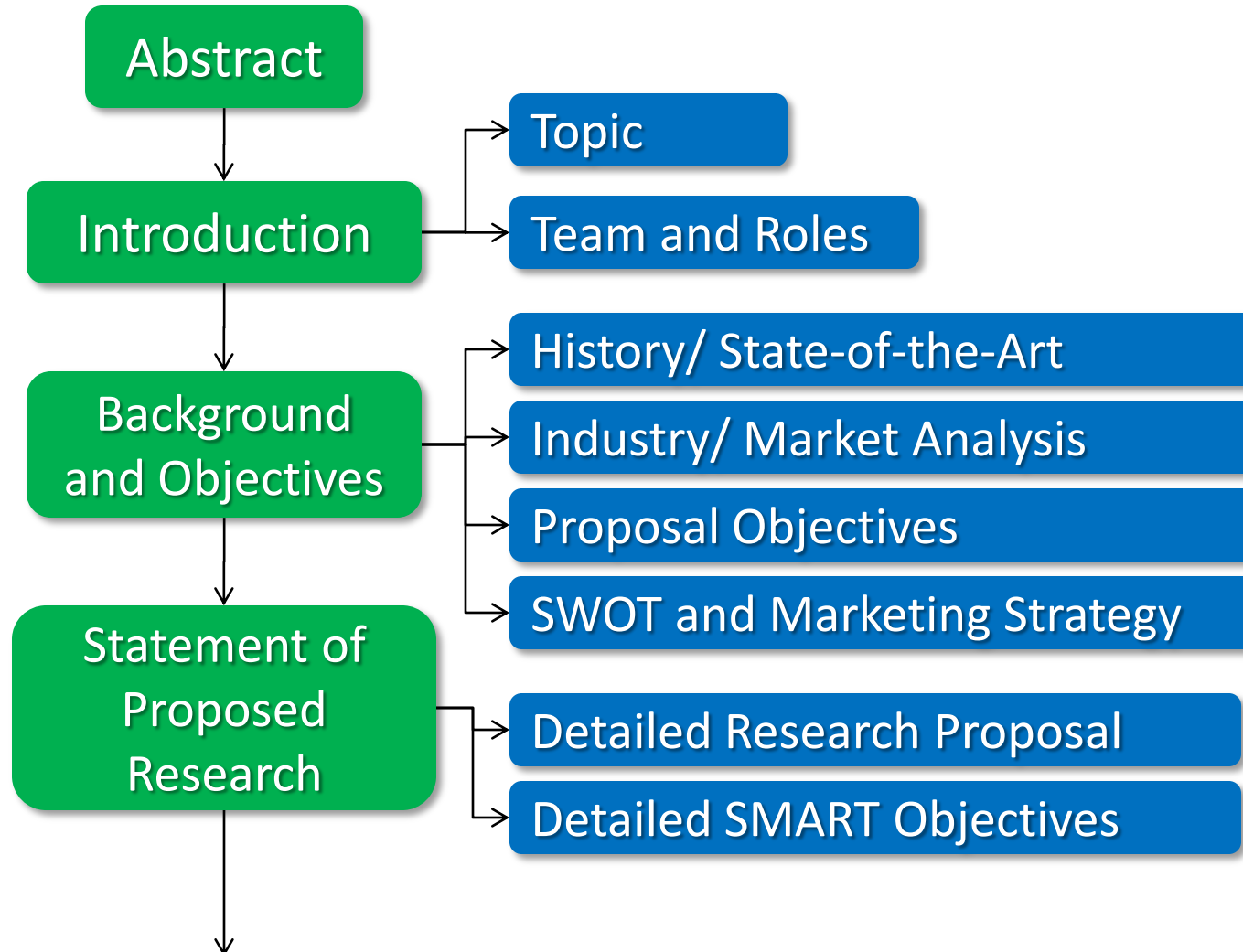
Final Product

should satisfy all the specifications of a commercial product and should be ready to hit the market by the conclusion of the PDP period.

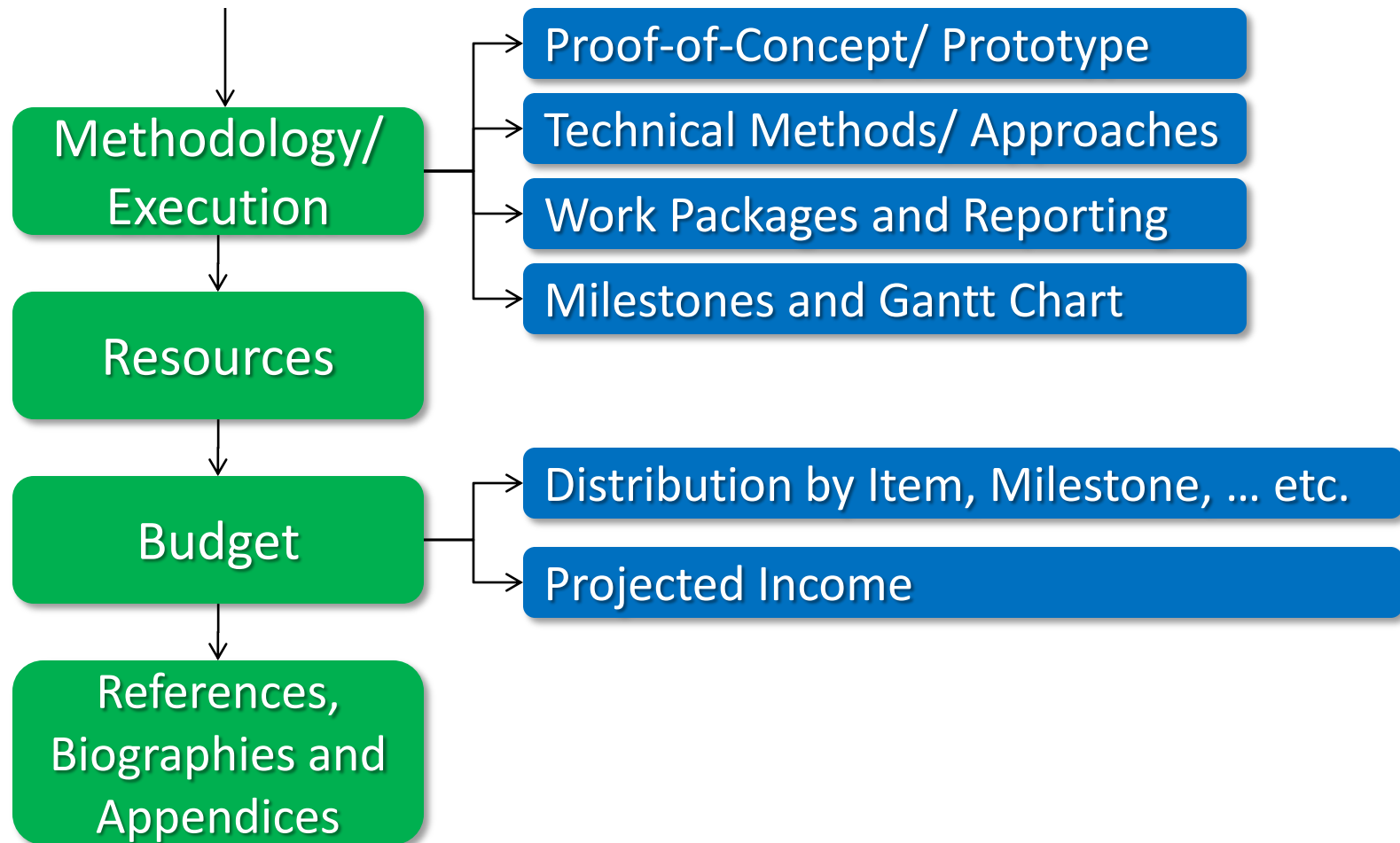
New Rules Starting Round 10

- 👉 Teams of successfully concluded ARPs are **encouraged** to target the next stage, i.e., the PDP.
- 👉 **Cost-sharing is required** for PDPs starting Round 10 from an industrial partner or prospective customer on a matching-fund basis.
- 👉 **Faculty/university approval** should be sought ahead of project start date.
- 👉 The core team from the industry and the academia should be **distinct**; the PI should not have double hats.
- 👉 Short-listed projects maybe arranged according to **the ITAC priorities** (for e.g. relation with priority areas, previous funding history ...)

Proposal Preparation (I)



Proposal Preparation (II)



Enhancing the Proposal

- ✓ Address the scoring criteria in clearly identified sections or subsections (check the updated guides for the weights).
- ✓ Provide illustrative figures and diagrams.
- ✓ State clearly the role of the industrial partner and academic researchers.

... *Make the review process easier for the reviewers!*



Thank You!